

Summary balance sheets (in 000s)

As of March 31, 2022

Assets	2022	2021	2020
Current assets	887,520	968,953	551,624
Investments	1,257,938	1,275,333	1,004,361
Property, plant and equipment, net	781,216	813,406	815,660
Other assets	523,954	496,715	363,144
Total assets	\$3,450,628	\$3,554,407	\$2,734,789
Liabilities			
Current liabilities	465,100	426,317	340,120
Long-term debt (less current portion)	655,260	723,951	529,135
Other liabilities and minority interest	178,218	257,546	331,433
Net assets			
Without donor restrictions	2,081,914	2,074,633	1,476,935
With donor restrictions	70,136	71,960	57,166
Total liabilities and net assets	\$3,450,628	\$3,554,407	\$2,734,789

Summary statement of revenues and expenses (in 000s)

As of March 31, 2022

Operating revenue	2022	2021	2020
Net operating revenue	2,562,449	2,265,993	2,336,543
Operating expenses			
Wages and benefits	1,591,162	1,392,595	1,370,974
Supplies	407,840	362,667	367,241
Depreciation and interest	96,107	98,465	107,094
Other expenses	436,246	369,975	411,870
Total operating expense	\$ 2,531,355	\$2,223,702	\$2,257,179
Income (loss) from operations	31,094	42,291	79,364
Net nonoperating gains (losses)	(13,220)	321,044	(43,166)
Revenues (less than) in excess of expenses	\$17,874	\$363,335	\$36,198

Key operating indicators

For Fiscal Year 2022* Legacy Health

Average available beds	1,267
Patient days	330,798
Average daily census	969
Discharges	51,069
Adjusted ¹ discharges	109,067
Average length of stay (days)	6.5

*April 1, 2021–March 31, 2022

¹ "Adjusted" is a formula that combines inpatients and outpatients

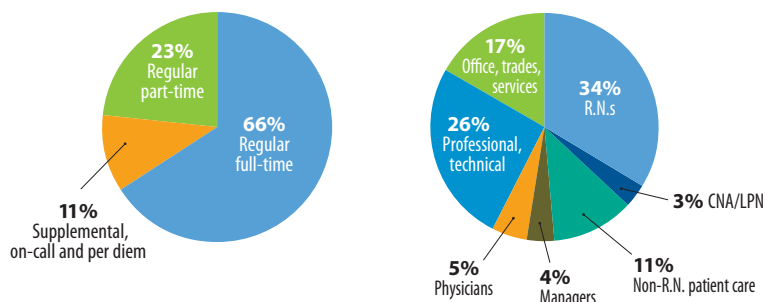
Workforce statistics

For Fiscal Year 2022*

Average number of employees = 13,831

Average age = 42.96 years

Average length of service = 7.55 years

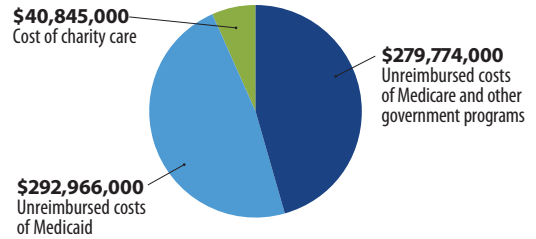


Total community benefit: \$640,247,000

Services for people in need

Total \$613,585,000

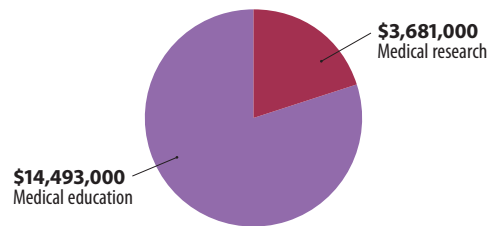
The unreimbursed costs of providing service to Medicare and Medicaid beneficiaries and those who cannot afford health care or are uninsured or underinsured, referred to as “charity care” in the chart



Medical education and research

Total \$18,174,000

The cost of research studies in excess of payments received from grants and other sources, and the unpaid cost of training medical residents, nursing students and students in allied health professions



Benefits to the community

Total \$8,488,000

- Community health services: lab support, health education, classes and support groups, resource centers, health screenings
- Donations to charitable organizations: Community Health Grants and regional strategic health initiatives; board time and donations to community nonprofits
- Community benefit activities: in-kind donations such as meeting and office space, other activities that develop community health programs and partnerships

