

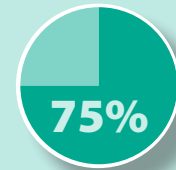
Breast tissue density and breast cancer risk

1 out of 10

women have “extremely dense” breast tissue.




Extremely dense = **75%** or more of the breast tissue is dense.




Extremely dense breast tissue can hide cancer.

Having “extremely dense” breasts doubles the risk of breast cancer in the average 50-year-old woman:

from 1 in 42...



to 1 in 21.



3-D mammography can help.

3-D mammography finds **27%** more cancers and causes **15%** fewer false alarms.*

*Source: “Comparison of Digital Mammography Alone and Digital Mammography plus Tomosynthesis in a Population-based Screening,” published in the April 2013 Radiology, 267, 47–56

